



COLDT1

| Dimensions (mm) | External | Internal |
|-----------------|----------|----------|
| Height | 677 | |
| Width | 697 | |
| Depth | 578 | |
| Capacity (ltr) | | |
| Gross | | 130 |
| Net | | 90 |



COLDT2

| Dimensions (mm) | External | Internal |
|-----------------|----------|----------|
| Height | 677 | |
| Width | 875 | |
| Depth | 578 | |
| Capacity (ltr) | | |
| Gross | | 160 |
| Net | | 113 |



HOTT1

| Dimensions (mm) | External | Internal |
|-----------------|----------|----------|
| Height | 698 | |
| Width | 678 | |
| Depth | 580 | |
| Capacity (ltr) | | |
| Gross | | 130 |
| Net | | 75 |



HOTT2

| Dimensions (mm) | External | Internal |
|-----------------|----------|----------|
| Height | 698 | |
| Width | 856 | |
| Depth | 580 | |
| Capacity (ltr) | | |
| Gross | | 160 |
| Net | | 96 |

Features

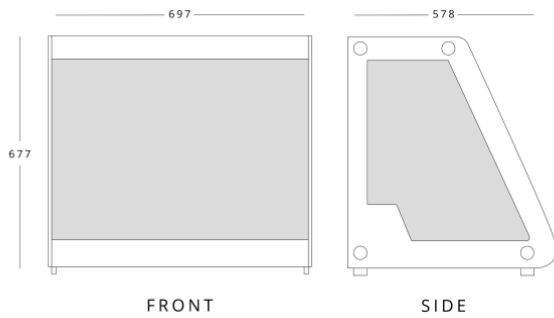
- Rear sliding doors easily removable for cleaning
- 2 adjustable chrome plated shelves
- LED illumination with on/off switch
- Stainless steel construction



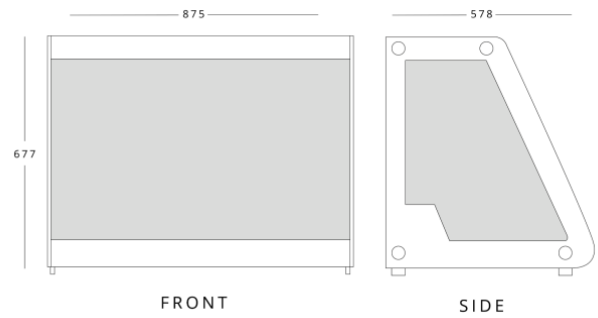
Technical Specification

| | COLDT1 | COLDT2 | HOTT1 | HOTT2 |
|-------------------------------|--------------|--------------|---------------|---------------|
| Temperature Range | +2°C ~ +12°C | +2°C ~ +12°C | +30°C ~ +90°C | +30°C ~ +90°C |
| Climate Class | 4 | 4 | 4 | 4 |
| Power Supply | 13amp | 13amp | 13amp | 13amp |
| Cooling | N/A | N/A | N/A | N/A |
| Defrost | Automatic | Automatic | N/A | N/A |
| Noise Level | 45db | 45db | 40db | 40db |
| Refrigerant | R600a | R600a | N/A | N/A |
| Energy Efficiency Class | C | C | N/A | N/A |
| Energy Consumption (kw/24hrs) | 2.86 | 2.93 | 13.2 | 18 |
| Power Usage (w) | 180 | 180 | 1100 | 1500 |
| Weight (kg) | 57 | 65 | 49 | 54 |

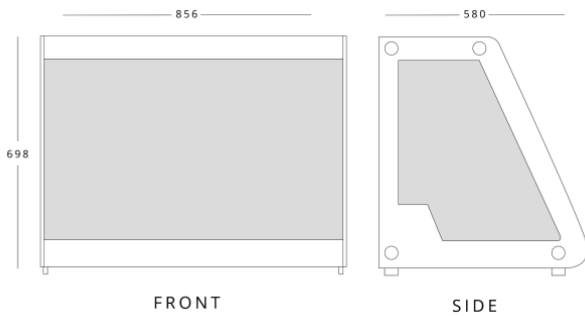
COLDT1



COLDT2



HOTT1



HOTT2

