



**BCF20-HC**

Dimensions (mm)	External	Internal
Height	1000	380
Width	800	670
Depth	800	400
Capacity		
Gross		5xGN1/1
Net		



**BCF40-HC**

Dimensions (mm)	External	Internal
Height	1520	732
Width	800	670
Depth	800	400
Capacity		
Gross		10xGN1/1
Net		



**BCF60-HC**


Dimensions (mm)	External	Internal
Height	1780	958
Width	800	670
Depth	800	400
Capacity		
Gross		13xGN1/1
Net		

## Features

- High grade 304 stainless steel exterior & interior
- Automatic vaporisation of condensate
- Temperature probe
- Accepts GN1/1 trays or 600 x 400mm shelves
- For optimal result, it's recommended to use 25mm deep gastronorm containers (not supplied)
- Heavy duty castors as standard
- Self closing door
- Right hand hinged door

## Additional Extras

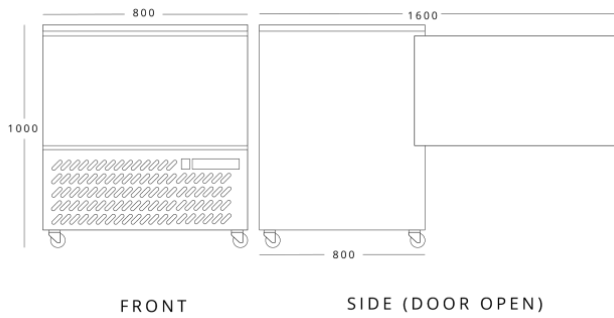
- X1-GASKET03 - Gasket for BCF20
- X1-GASKET05 - Gasket for BCF40
- X1-GASKET06 - Gasket for BCF60
- T3-SHELF230 - Shelf



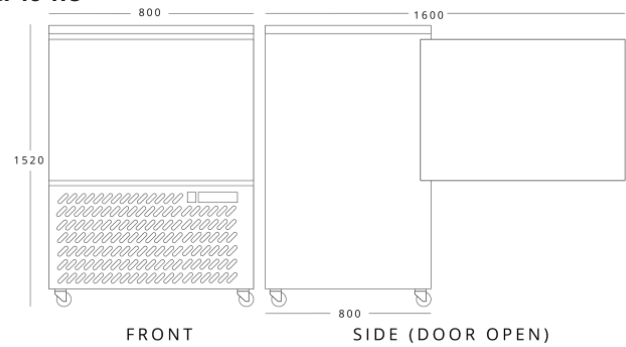
## Technical Specification

	BCF20-HC	BCF40-HC	BCF60-HC
Temperature Range	+70°C ~ -18°C	+70°C ~ -18°C	+70°C ~ -18°C
Climate Class	4	4	4
Power Supply	13amp	13amp	13amp
Cooling	Ventilated	Ventilated	Ventilated
Defrost	Automatic	Automatic	Automatic
Noise Level	60db	60db	60db
Refrigerant	R290	R290	R290
Power Usage (w)	750	980	139
Weight (kg)	116	1200	182

### BCF20-HC



### BCF40-HC



### BCF60-HC

