



GASTRONORM SNACK TABLES

MANUAL OF INSTRUCTIONS FOR USE AND INSTALLATION



MODELS: MSG1000	MSG1400	MSG2000	MSG2500	TABLES: Gastronorm Refrigerated Bases
------------------------	----------------	----------------	----------------	--



MSG1400 (Option doors)



MSG2000

General Strengths

- ✓ **Sanitation.** The interior cabinet is built with rounded corners (extensive radius for easy cleaning). Quick ability to take off shelves and slides for interior cleaning. Each cabinet has a drain at the bottom of the unit. When cleaning the unit make sure the drain hose is routed to a floor drain.
- ✓ **Doors & Drawers.** Self-closing door system with permanent pressure. Stay open feature included when door remains open after 95 degrees. All doors and drawers include triple chamber door gaskets, easy to remove and snap in. Doors are field reversible.
- ✓ **Control systems.** Higher precision in managing temperature settings. Greater ability to adjust of temperature ranges as per the end user's requirement.
- ✓ **100% Tested.** All condenser units are tested 100%, in helium chambers to refrigerant leak detections.
- ✓ **Certified.** AENOR audited and certified by internationally recognized firm. ISO 9001:2008 (Quality); ISO 14001:2004 (Environmental); OSHAS 18001:2007 (Prevention and Worker Safety). Audited and Certified by **INTERTEK** for compliance with UL 471 and NSF 7.

Review: 01 Date: 14/06/2013 MSG1000, MSG1400, MSG2000, MSG2400_FT_En_0_1

MODELS	Dimensions (mm)			Nº Drawers	Nº Shelves	Chamber Volume (L)	Gross Volume (L)	Regimen Temp. (°C)	Ref.	Ref. Weight (gr.)	Net Weight (Kg.)
	Width	Depth	High								
MSG1000	1000	650	640	2	-	75	416	-2 °C / +8°C	R134a	180	130
MSG1400	1400	650	640	4	-	170	582	-2 °C / +8°C	R134a	230	146
MSG2000	2000	650	640	6	-	265	832	-2 °C / +8°C	R134a	260	177
MSG2400	2400	650	640	8	-	360	1000	-2 °C / +8°C	R134a	260	225

WE RESERVE THE RIGHT TO CHANGE SPECIFICATIONS WITHOUT PRIOR NOTICE

MODELS: MSG1000	MSG1400	MSG2000	MSG2500	TABLES: Gastronorm Refrigerated Bases
------------------------	----------------	----------------	----------------	--

STANDARD FEATURES

➤ Exterior

- AISI 304 Series Stainless Steel,
- Completely injected compact structure,
- Adjustable legs up to 200 mm.

➤ Interior

- AISI 304 Series Stainless Steel.
- Wide rounded corners to aid cleaning,
- Drain inside the cabinet.

➤ Insulation

- Insulation by free CFC's polyurethane foam high-pressure injected with density 40 Kg/m³,
- Zero ODP and Low GWP.

➤ Drawers

- Drawers with telescopic guides for complete,
- Opening: body of drawer (305x508x105),
- Drawers with self-closing device.

➤ Refrigeration

- Temperature and defrost regulated by a digital controller.
- System of ventilated condensation *INFRICOOL*®.
- System of Forced Evaporation.
- Evaporative pan-stainless steel.
- Evaporator coil coated with anti-corrosion material.
- Condensing unit with sliding guides for its extraction at 3/4 parts.
- Climate class 4 (30°C, 55HR).

➤ Electrical

- Electrical connection: 220 V / 1 ph / 50 Hz



OPTIONAL

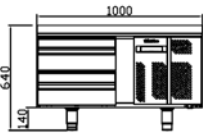
- Lock,
- Door,
- Tropicalized to 43°,
- Electrical connection 220 V / 1 ph / 60 Hz.,
- Electrical connection 115 V / 1 ph / 60 Hz.

MODELS	Dimensions Palletizing (mm)			Crated Weight (Kg.)	Power (W)	Comp. (HP)	Cooling Power (W to -10°C)	Cons. (kWh/24h)	Inten. (A)	Level Noise (dB)	Container 20'/40'/40'HC	Trailer
	Width	Depth	High									
MSG1000	1040	690	740	96	330	1/8	140	1,27	1,88	51,9	45 / 99 / 99	108
MSG1400	2010	690	740	139	420	1/5	254	1,61	2,39	52,3	36 / 75 / 75	84
MSG2000	2500	690	740	187	460	1/4	298	1,77	2,61	54,8	24 / 54 / 54	60
MSG2400	2500	690	740	237	460	3/8	464	2,27	3,35	56,7	18 / 36 / 36	50

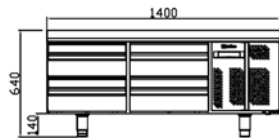
WE RESERVE THE RIGHT TO CHANGE SPECIFICATIONS WITHOUT PRIOR NOTICE

MODELS: MSG1000	MSG1400	MSG2000	MSG2500	TABLES: Gastronorm Refrigerated Bases
------------------------	----------------	----------------	----------------	--

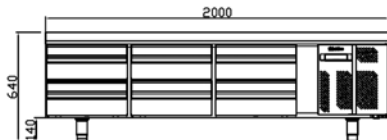
PLAN VIEW

ELEVATION


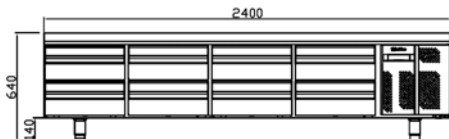
MSG1000



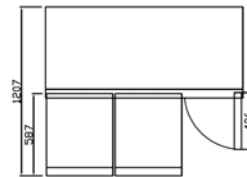
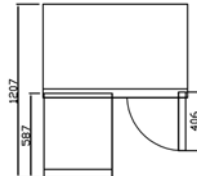
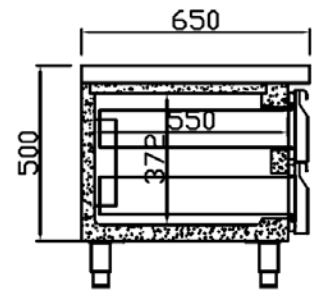
MSG1400



MSG2000



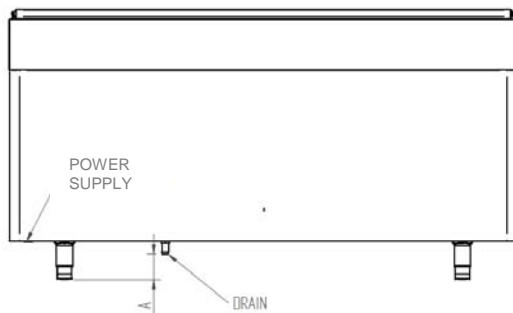
MSG2400

PLAN VIEW

RIGHT VIEW


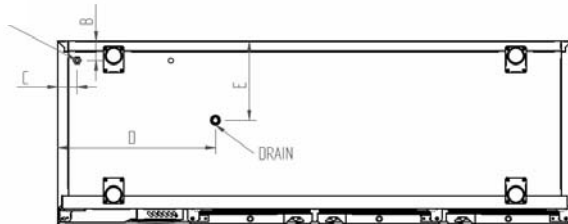
MSG

Review: 01 Date: 14/06/2013 MSG1000, MSG1400, MSG2000, MSG2400_FT_En_01

CONNECTIONS



POWER SUPPLY



MODELS	A (mm)	B (mm)	C (mm)	D (mm)	E (mm)
MSG1000	98	73	75	536	277
MSG1400	98	73	75	536	277
MSG2000	98	73	75	536	277
MSG2400	98	73	75	536	277

WE RESERVE THE RIGHT TO CHANGE SPECIFICATIONS WITHOUT PRIOR NOTICE